

## Advanced Materials

# Araldite® 2015-1

### Structural Adhesives

#### TECHNICAL DATASHEET

## Araldite® 2015-1 Two component epoxy paste adhesive

### Key properties

- Toughened paste
- Ideal for bonding GRP, SMC and dissimilar substrates
- Gap filling, non-sagging up to 10mm thickness
- Good resistance to weathering

### Description

Araldite® 2015-1 is a two component, room temperature curing paste adhesive giving a resilient bond. It is thixotropic and non sagging up to 10mm thickness. It is particularly suitable for SMC and GRP bonding.

### Product data

Property	Araldite® 2015-1 Resin	Araldite® 2015-1 Hardener	Mixed Adhesive
Colour - visual (A112)*	grey soft paste	beige soft paste	grey paste
Specific gravity	1.4	1.4	1.4
Viscosity at 25 °C (Pas)	thixotropic	thixotropic	thixotropic
Lap shear strength at 25 °C (A501)*	-	-	> 15 MPa
Pot Life (100 gm at 25°C)	-	-	45 - 55 minutes

*Specified data are on a regular basis analysed. Data which is described in this document as 'typical' is not analysed on a regular basis and is given for information purposes only. Data values are not guaranteed or warranted unless if specifically mentioned.*

### Processing

#### Pretreatment

The strength and durability of a bonded joint are dependent on proper treatment of the surfaces to be bonded.

At the very least, joint surfaces should be cleaned with a good degreasing agent such as acetone, iso-propanol (for plastics) or other proprietary degreasing agents in order to remove all traces of oil, grease and dirt.

Low grade alcohol, gasoline (petrol) or paint thinners should never be used.

The strongest and most durable joints are obtained by either mechanically abrading or chemically etching ("pickling") the degreased surfaces. Abrading should be followed by a second degreasing treatment.

Mix ratio	Parts by weight	Parts by volume
Araldite® 2015-1 Resin	100	100
Araldite® 2015-1 Hardener	100	100

### Application of adhesive

The resin/hardener mix may be applied manually or robotically to the pretreated and dry joint surfaces. Huntsman's technical support group can assist the user in the selection of an suitable application method as well as suggest a variety of reputable companies that manufacture and service adhesive dispensing equipment.

A layer of adhesive 0.05 to 0.10 mm thick will normally impart the greatest lap shear strength to the joint. Huntsman stresses that proper adhesive joint design is also critical for a durable bond. The joint components should be assembled and secured in a fixed position as soon as the adhesive has been applied.

For more detailed explanations regarding surface preparation and pretreatment, adhesive joint design, and the dual syringe dispensing system, visit [www.aralditeadhesives.com](http://www.aralditeadhesives.com).

### Equipment maintenance

All tools should be cleaned with hot water and soap before adhesives residues have had time to cure. The removal of cured residues is a difficult and time-consuming operation.

If solvents such as acetone are used for cleaning, operatives should take the appropriate precautions and, in addition, avoid skin and eye contact.

### Typical times to minimum shear strength

Temperature	°C	10	15	23	40	60	100
Cure time to reach	hours	10	6	4	1	-	-
LSS > 1MPa	minutes	-	-	-	-	20	3
Cure time to reach	hours	20	15	8	3	-	-
LSS > 10MPa	minutes	-	-	-	-	40	5

LSS = Lap shear strength.

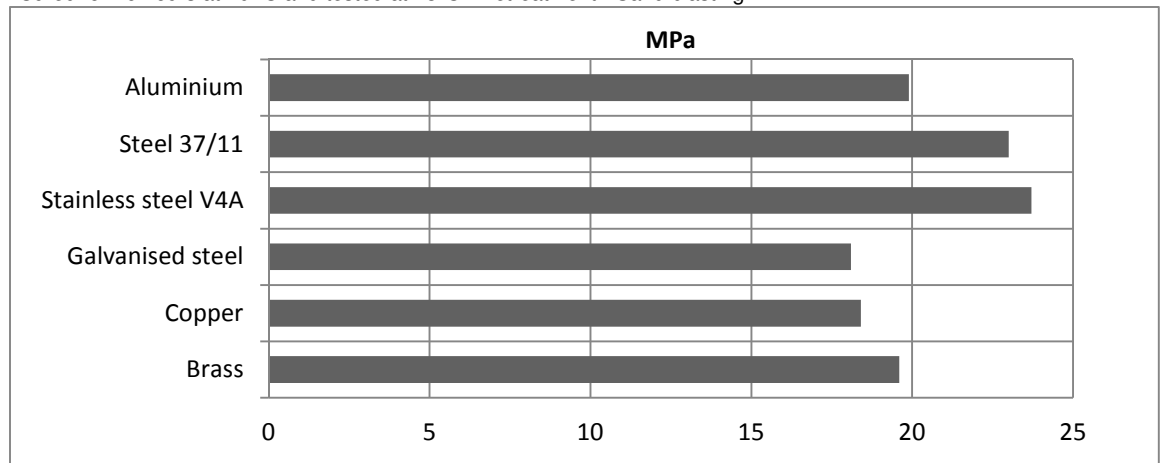
### Typical cured properties

The figures were determined with typical production batches using standard testing methods. They are provided solely as technical information and do not constitute a product specification.

Unless otherwise stated, the figures given below were all determined by testing standard specimens made by lap-jointing 114 x 25 x 1.6 mm strips of aluminium alloy. The joint area was 12.5 x 25 mm in each case.

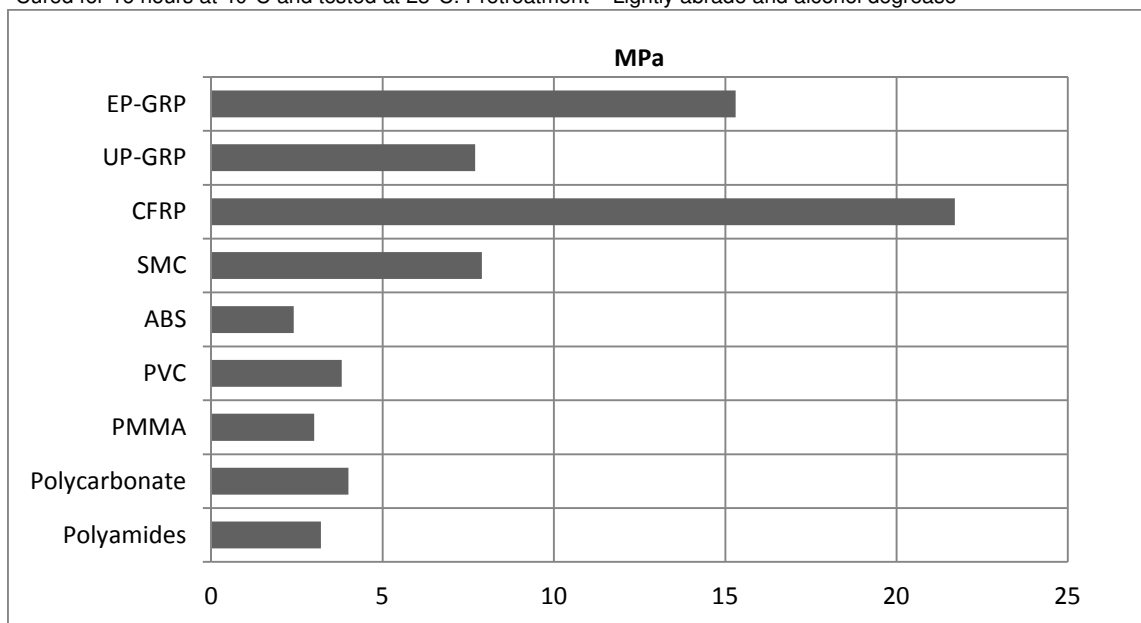
### Average lap shear strengths of typical metal-to-metal joints (ISO 4587) (typical average values)

Cured for 16 hours at 40°C and tested at 23°C. Pretreatment - Sand blasting



### Average lap shear strengths of typical plastic-to-plastic joints (ISO 4587) (typical average values)

Cured for 16 hours at 40°C and tested at 23°C. Pretreatment – Lightly abrade and alcohol degrease

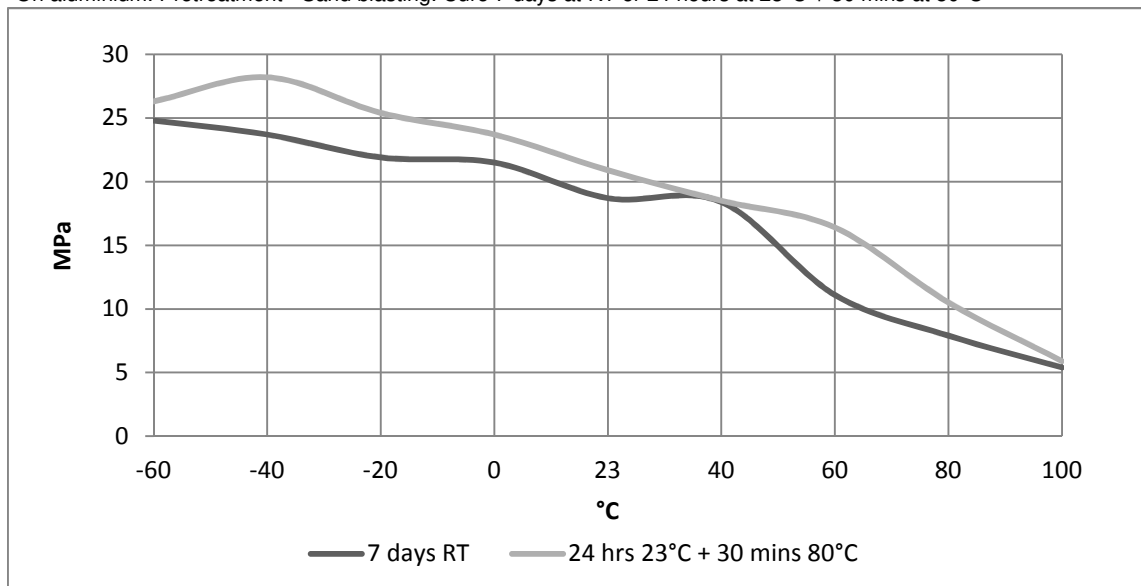


### Tensile properties (ISO 527). Cure 16hrs at 40°C (typical average values)- tested at 23°C

Tensile strength	31 MPa
Tensile modulus	1.6 GPa
Elongation at break	4.2 %

### Lap shear strength versus temperature (ISO 4587) (typical average values)

On aluminium. Pretreatment - Sand blasting. Cure 7 days at RT or 24 hours at 23°C + 30 mins at 80°C



### Glass transition temperature (typical average values)

Cure: 1 hour at 80 °C

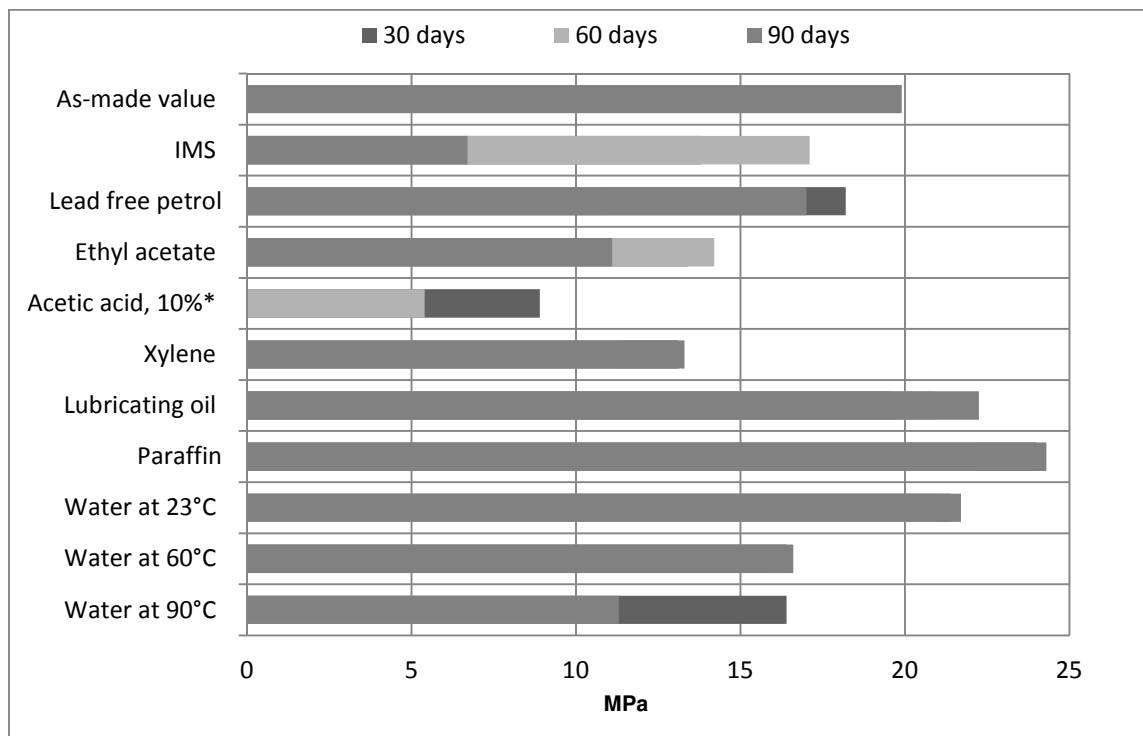
78 °C by DMA

### Lap shear strength versus immersion in various media (ISO 4587) (typical average values)

On aluminium, cured for 16 hours at 40 °C and tested at 23 °C. Pretreatment - Sand blasting

Unless otherwise stated, L.S.S. was determined after immersion for 30, 60 and 90 days at 23 °C

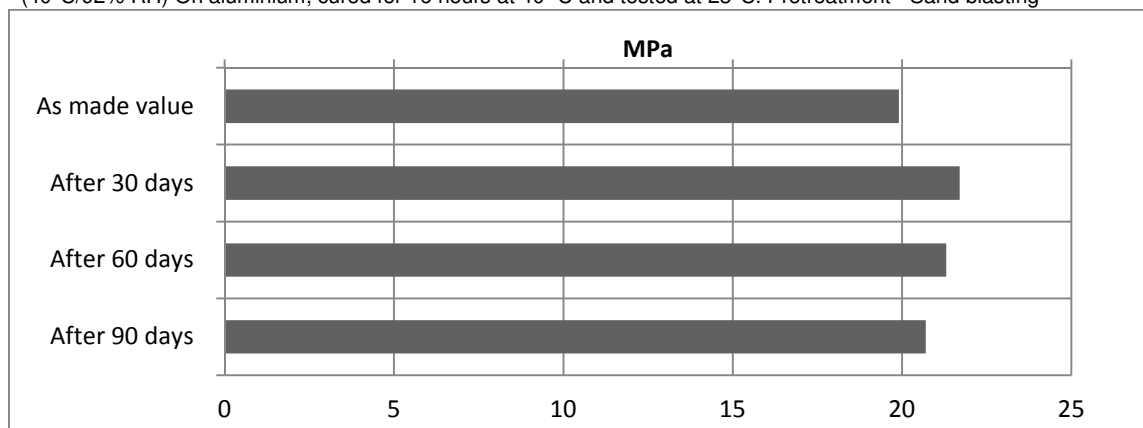
Cure 16 hours 40 °C



\*: degraded in acetic acid after 90 day

### Lap shear strength versus tropical weathering (ISO 4587) (typical average values)

(40 °C/92% RH) On aluminium, cured for 16 hours at 40 °C and tested at 23 °C. Pretreatment - Sand blasting



### DMA Shear modulus G' (ISO 6721) (typical average values).

Cure: 1 hour at 80 °C

Temperature	G'
-50 °C	1.8 GPa
0 °C	1 GPa
20 °C	900 MPa
50 °C	540 MPa
75 °C	61 MPa
100 °C	12 MPa

### Flexural Properties (ISO 178) (typical average values).

Cure 16 hours at 40°C , tested at 23°C

Flexural Strength	43 MPa
Flexural Modulus	1800 MPa

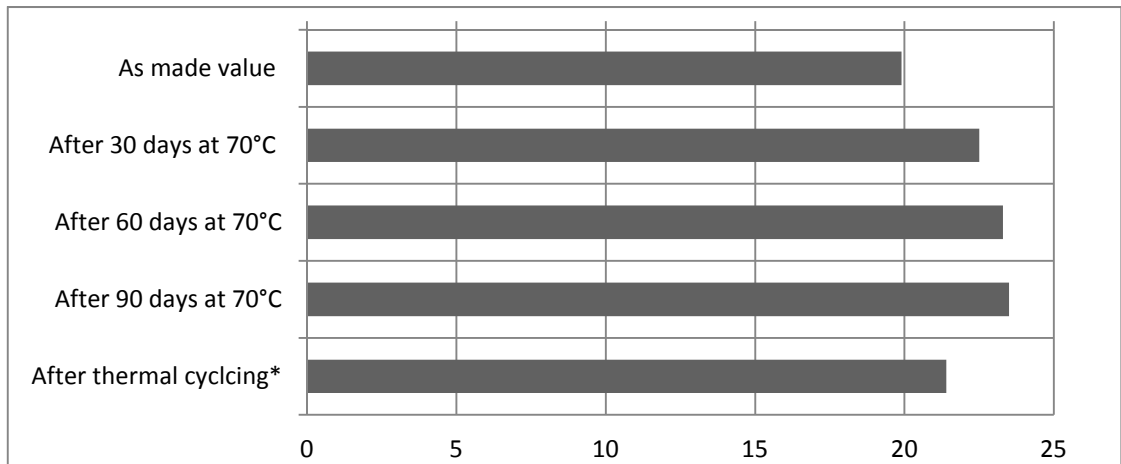
### Tensile Properties (ISO 178) (typical average values).

Cure 16 hours at 40°C , tested at 23°C

Tensile Strength	31 MPa
Tensile Modulus	1600 MPa
Elongation at break	4.2%

### Lap shear strength versus heat aging (ISO 4587) (typical average values)

On aluminium, cured for 16 hours at 40 °C and tested at 23°C. Pretreatment - Sand blasting



\* Thermal cycling: 25 cycles of 6 hours duration from -30°C to 70°C

---

**Storage**

Araldite® 2015-1 must be stored at room temperature provided the components are stored in sealed containers. The expiry date is indicated on the label.

---

**Handling precautions****Caution**

Our products are generally quite harmless to handle provided that certain precautions normally taken when handling chemicals are observed. The uncured materials must not, for instance, be allowed to come into contact with foodstuffs or food utensils, and measures should be taken to prevent the uncured materials from coming in contact with the skin, since people with particularly sensitive skin may be affected. The wearing of impervious rubber or plastic gloves will normally be necessary; likewise the use of eye protection. The skin should be thoroughly cleansed at the end of each working period by washing with soap and warm water. The use of solvents is to be avoided. Disposable paper - not cloth towels - should be used to dry the skin. Adequate ventilation of the working area is recommended. These precautions are described in greater detail in the Material Safety Data sheets for the individual products and should be referred to for fuller information.



**Huntsman Advanced Materials (Switzerland) GmbH**  
Klybeckstrasse 200  
CH - 4057 Basel  
Switzerland

Tel: +41 (0)61 299 11 11  
Fax: +41 (0)61 299 11 12

[www.aralditeadhesives.com](http://www.aralditeadhesives.com)

Huntsman Advanced Materials warrants only that its products meet the specifications agreed with the user. Specified data are analysed on a regular basis. Data which is described in this document as 'typical' or 'guideline' is not analysed on a regular basis and is given for information purposes only. Data values are not guaranteed or warranted unless if specifically mentioned.

The manufacture of materials is the subject of granted patents and patent applications; freedom to operate patented processes is not implied by this publication.

While all the information and recommendations in this publication are, to the best of Huntsman Advanced Material's knowledge, information and belief, accurate at the date of publication, **nothing herein is to be construed as a warranty, whether express or implied, including but without limitation, as to merchantability or fitness for a particular purpose. In all cases, it is the responsibility of the user to determine the applicability of such information and recommendations and the suitability of any product for its own particular purpose.**

The behaviour of the products referred to in this publication in manufacturing processes and their suitability in any given end-use environment are dependent upon various conditions such as chemical compatibility, temperature, and other variables, which are not known to Huntsman Advanced Materials. It is the responsibility of the user to evaluate the manufacturing circumstances and the final product under actual end-use requirements and to adequately advise and warn purchasers and users thereof.

Products may be toxic and require special precautions in handling. The user should obtain Safety Data Sheets from Huntsman Advanced Materials containing detailed information on toxicity, together with proper shipping, handling and storage procedures, and should comply with all applicable safety and environmental standards.

Hazards, toxicity and behaviour of the products may differ when used with other materials and are dependent on manufacturing circumstances or other processes. Such hazards, toxicity and behaviour should be determined by the user and made known to handlers, processors and end users.

Except where explicitly agreed otherwise, the sale of products referred to in this publication is subject to the general terms and conditions of sale of Huntsman Advanced Materials LLC or of its affiliated companies including without limitation, Huntsman Advanced Materials (Europe) BVBA, Huntsman Advanced Materials Americas Inc., Huntsman Advanced Materials (UAE) FZE, Huntsman Advanced Materials (Guangdong) Company Limited, and Huntsman Advanced Materials (Hong Kong) Ltd.

Huntsman Advanced Materials is an international business unit of Huntsman Corporation. Huntsman Advanced Materials trades through Huntsman affiliated companies in different countries including but not limited to Huntsman Advanced Materials LLC in the USA and Huntsman Advanced Materials (Europe) BVBA in Europe.

All trademarks mentioned are either property of or licensed to Huntsman Corporation or an affiliate thereof in one or more, but not all, countries.

Copyright © 2017 Huntsman Corporation or an affiliate thereof. All rights reserved